


















Kirmesbude 201224 „Monster Slush“

Bauteileliste S. 2/2



1 x		ANGULAR PLATE 1.5 TOP 1X2 1/2 - Helles Steingrau	5 x		ANGULAR PLATE 1.5 BOT. 1X2 2/2 - Medium Azur	1 x		PLATE 1X2X4 W. BALL - Schwarz
2 x		WALL 1X3X1 - Transparent	1 x		WALL ELEMENT 1X4X1 PC - Transparent	2 x		RIM WIDE W HOLE Ø8.1 X 9 - Helles Steingrau
2 x		RIM WIDE W HOLE Ø8.1 X 9 - Helles Steingrau	4 x		TYRE NORMAL WIDE Ø14.6 X 9 - Schwarz	2 x		BEARING PLATE 1X4, DOUBLE - Schwarz
1 x		TAP Ø4.9/6.4 - Klares Rot	1 x		TAP Ø4.9/6.4 - Klares Gelbgrün	1 x		TAP Ø4.9/6.4 - Kalte Gelb
1 x		TAP Ø4.9/6.4 - Aqua	1 x		TURN PLATE 2X2, LOWER PART - Helles Steingrau	1 x		TURN PLATE 2X2, UPPER PART - Helles Steingrau
1 x		HINGE 1X2 UPPER PART - Weiss	1 x		HINGE 1X2 LOWER PART - Weiss			